

I Enviro Panel Upgrade Guide

File Creation Date: Oct 28th, 2016

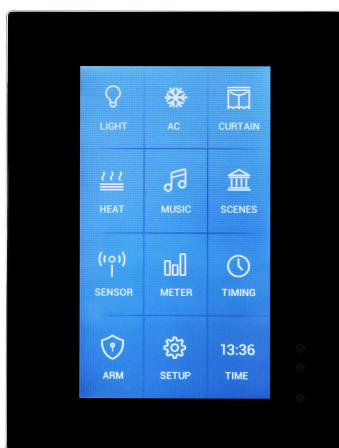
File Name: Enviro panel upgrade guide.pdf

System: HDL Buspro system

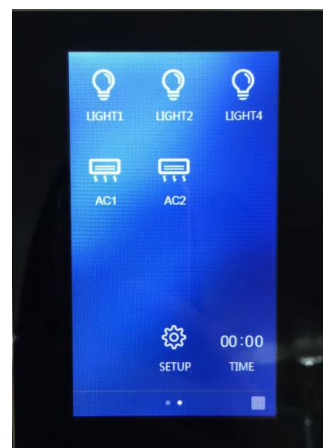
Introduction

HDL has designed new type of Enviro panel, there is no limitation to add different functions at same page any more, user can customize the interface personally. Moreover, AC function support UV switch control, can work with SB-IR-EM, 8in1 sensor, 12in1 sensor.

This document is mainly to introduce the upgrade steps from the old design, its user manual will be released soon.



Old type



New type

Function description:

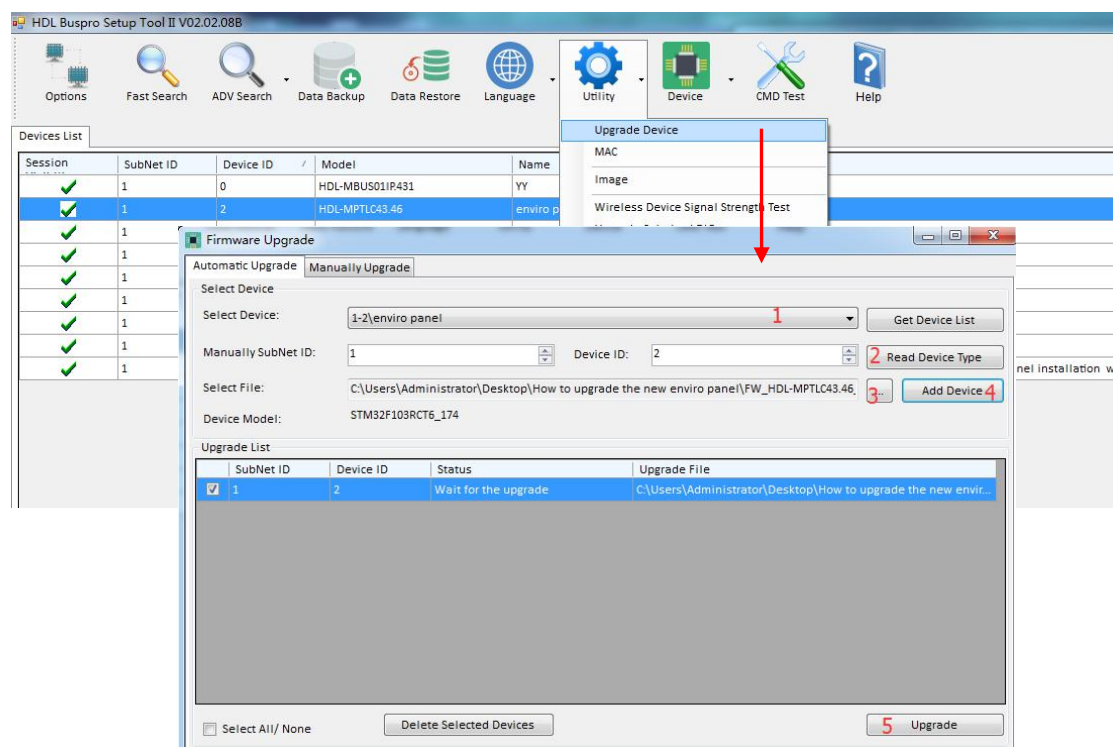
- UI customized.
- Normal control: light icons for lighting/curtain/scene control, support 36 buttons.
- AC control: support 9 areas independently, only the first 3 ACs support UV switch control.
- Floor heating control: support 9 areas independently.
- Music control: support 9 zones independently.
- Support 10 pages, can assign the lighting/AC/floor heating/music/setup/timer button to each page.
- Password protection, one password for whole panel.

Upgrade steps :

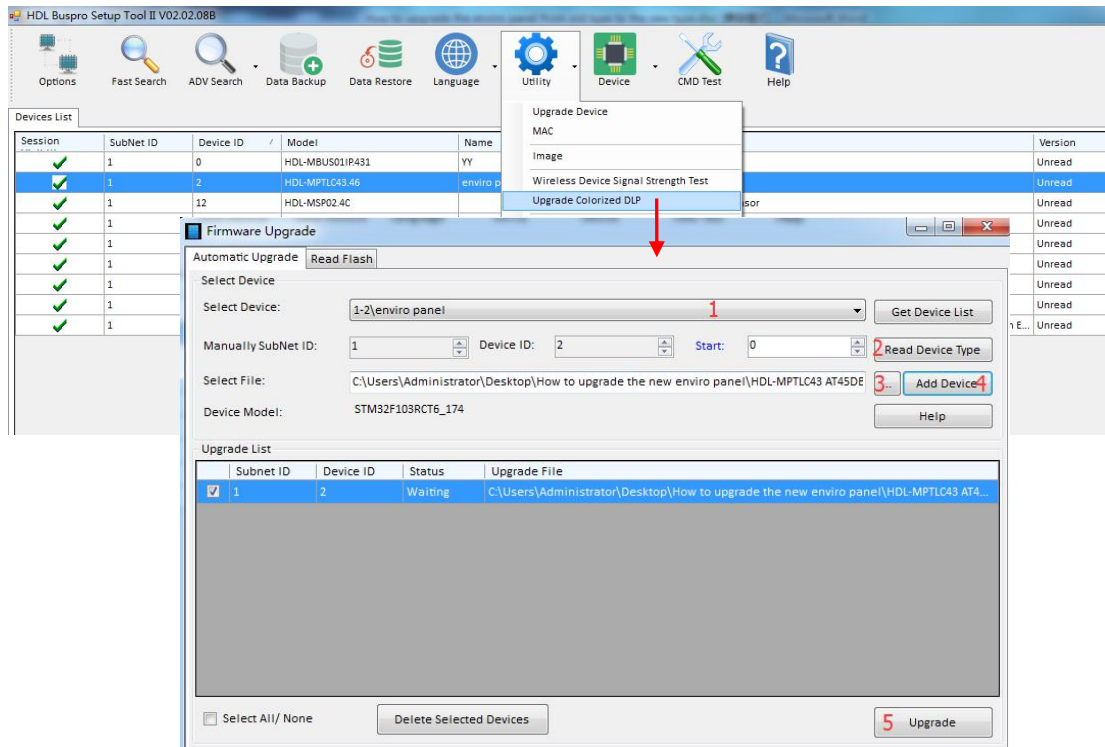
1- First please check, after power on the panel, does it show 'WELCOME'; if yes, turn to next step

2- Upgrade the one port switch module (HDL-MBUS01IP.431), firmware: FW_HDL-MBUS01IP.431_V05.10U(2016-08-04).bin

3- Use the new offline software (HDL Buspro Setup Tool II V02.02.10B) to search the enviro panel, and upgrade the panel firmware (FW_HDL-MPTLC43.46_V04.31U (2016-09-26)welcome_new design.bin).



4- Use the new offline software (HDL Buspro Setup Tool II V02.02.10B) to search the enviro panel, and upgrade the panel library (HDL-MPTLC43 AT45DB321(page512)-20160908(new design).raw). This step will take half an hour.



5- After upgraded the panel library, need to repower the one port switch module and enviro panel.

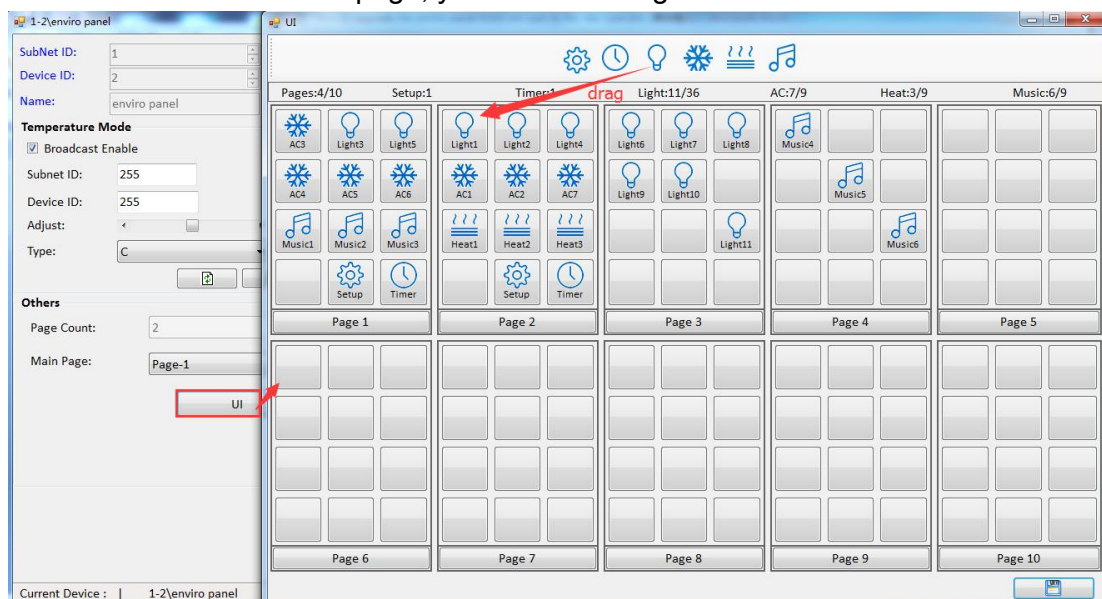
6- Done.

Notice:

- 1- New offline software (HDL Buspro Setup Tool II V02.02.10B) is not ready to program the enviro panel, but it will help you to upgrade the panel library file.
- 2- After upgraded to the new type, please use the old offline software (HDL Buspro Design Tool II V01.66.05B) to program the new enviro panel.
- 3- New offline software will be released in near future.

Program:

- 1- Search the new enviro panel on offline software.
- 2- Go to Basic information page, you need to design the UI first.



- 3- Go to other page to program the light/AC/music/floor heating.
- 4- For AC, only AC1/AC2/AC3 support UV switch control.

